

Project	Quantity	Item #
Model Specified:		CSI Section 11400

## "N-Width" Hinged Glass Door Reach-In Refrigerators/Self-Contained



Model Shown Two Section  
(shown with optional casters)



Stainless Exterior  
& Interior



Stainless Exterior,  
Anodized Aluminum Interior

### Two & Three Section Models, 32" Deep

2-Section Full Length Door Model	RHT232NUT-FHG
3-Section Full Length Door Model	RHT332NUT-FHG
2-Section Half Length Door Model	RHT232NUT-HHG
3-Section Half Length Door Model	RHT332NUT-HHG

2-Section Full Length Door Model	AHT232NUT-FHG
3-Section Full Length Door Model	AHT332NUT-FHG
2-Section Half Length Door Model	AHT232NUT-HHG
3-Section Half Length Door Model	AHT332NUT-HHG

These "N-Width" reach-in refrigerator models are equipped with hinged glass doors in order to maximize product visibility. Each is supplied standard with such high quality features as balanced refrigeration systems, microprocessor controls, and stainless steel exteriors. Additionally, they offer the widest range of optional accessories to choose from, and can be specified for use with many different applications, including: Foodservice, Correctional, Institutional, Export, etc.

## Standard Product Features

- Traulsen's Smart Control With LED Display
- StayClear™ Condenser
- R-Series: Stainless Steel Exterior & Interior
- A-Series: Stainless Steel Exterior/Anodized Aluminum Interior
- Balanced, Self-Contained Refrigeration System Using R-450A
- Rear Biased Return Air Duct
- Full or Half Length Hinged Glass Doors With Locks
- Self-Closing Doors With Stay Open Feature At 120 Degrees
- Guaranteed For Life Cam-Lift Hinges
- Stainless Steel Vertical Door Handles
- Standard Door Hinging: 232N = Left/Right, 332N = Left/Right/Right (other hings available)
- LED Lights With Exterior Switch
- Stainless Steel Breaker Caps
- Three Adjustable Wire Shelves Per Section, Supported On Shelf Pins (installed at the factory)
- Automatic Non-Electric Condensate Evaporator
- Magnetic Snap-In EZ-Clean Door Gasket(s)
- Thermostatic Expansion Valve Metering Device
- Stainless Steel One-Piece Louver Assembly
- 9' Cord & Plug Attached
- Set of Four (4) 6" High Adjustable Stainless Steel Legs
- Three Year Parts And Labor Warranty
- Five Year Compressor Warranty

## Options & Accessories

- Stainless Steel Finished Back With Rear Louvers
- No. 1 Type Tray Slides To Accommodate either (1) 18" x 26" or (2) 14" x 18" Pans
- No. 4 Type Tray Slides To Accommodate (1) 18" x 26" pans
- Universal Type Tray Slides To Accommodate Either (1) 18" x 26" or (2) 14" x 18" Sheet Pans, or (2) 12" x 20" Steam Table Pans, Adjustable To 4" O.C. (see notes below)
- Additional Wire Shelves
- Stainless Steel Shelves
- EZ-Change Interiors (#1, universals, universal heavy duty tray slides and shelves)
- Set of Four (4) 4-5/8" or 6" High Casters In Lieu of Legs
- Remote Applications (see spec sheet TR35837 for details)\*



Listed by Underwriters Laboratories Inc., to U.S. and Canadian safety standards and Listed by NSF International.



Approval: \_\_\_\_\_

**TRAUlsen**  
4401 BLUE MOUND RD.  
PHONE 1 (800) 825-8220  
Website: www.traulsen.com

FT. WORTH, TX 76106  
FAX-MKTG. 1 (817) 624-4302



Project	Quantity	Item #
Model Specified:		CSI Section 11400

## Specifications

### Construction, Hardware and Insulation

Cabinet exterior front, one piece sides and louver assembly are constructed of 20 gauge stainless steel with #4 finish. Cabinet interior is constructed of stainless steel (anodized aluminum in the A-Series). The exterior cabinet top, back and bottom are constructed of heavy gauge galvanized steel. A set of four (4) adjustable 6" high stainless steel legs are included.

Doors are equipped with removable plug cylinder locks and guaranteed for life cam-lift, gravity action, self-closing metal, glide hinges with stay open feature at 120 degrees. An external switch is provided to activate the interior LED lighting. Gasket profile and material simplify cleaning and increase overall gasket life. Anti-condensate heaters are located behind each door opening.

The cabinet is insulated with an average of 2" thick high density, non-CFC, foamed in place polyurethane.

DIMENSIONAL DATA	R/AHT232NUT	R/AHT332NUT
Net capacity cu. ft.	46.0 (1303 cu l)	69.5 (1969 cu l)
Length - overall in.	52 $\frac{1}{8}$ " (132.4 cm)	76 $\frac{1}{16}$ " (193.8 cm)
Depth - overall in.	35 (88.8 cm)	35 (88.8 cm)
Depth - over body in.	32 (81.3 cm)	32 (81.3 cm)
Depth - door open 90° in.	57 $\frac{1}{16}$ " (146.5 cm)	57 $\frac{1}{16}$ " (146.5 cm)
Clear door width in.	21 $\frac{1}{8}$ " (53.6 cm)	21 $\frac{1}{8}$ " (53.6 cm)
Clear half-door height in.	27 $\frac{1}{2}$ " (69.9 cm)	27 $\frac{1}{2}$ " (69.9 cm)
Clear full-door height in.	57 $\frac{3}{8}$ " (146.3 cm)	57 $\frac{3}{8}$ " (146.3 cm)
Height - overall on 6" legs <sup>6</sup>	83 $\frac{3}{4}$ " (211.5 cm)	83 $\frac{3}{4}$ " (211.5 cm)
No. Standard Shelves	6	9
Shelf area sq. ft. <sup>1</sup>	34.6 (3.21 sq m)	51.9 (4.82 sq m)
RHT Net Wt. lbs.	560 (254 kg)	820 (372 kg)
AHT Net Wt. lbs.	485 (220 kg)	720 (327 kg)
ELECTRICAL DATA		
Voltage	115/60/1	115/60/1
Feed wires with Ground	3	3
Full load amperes <sup>2</sup>	10.4	10.9
REFRIGERATION DATA		
Refrigerant	R-450A	R-450A
Refrigerant Charge Amount	27 oz	30 oz
BTU/HR H.P. <sup>4</sup>	4200 ( $\frac{1}{2}$ HP)	5120 ( $\frac{3}{4}$ HP)

### Refrigeration System

A top mounted, self-contained, balanced refrigeration system using environmentally friendly, non-flammable R-450A refrigerant is conveniently located behind the one piece louver assembly. It features a finless StayClear™ condenser, thermostatic expansion valve, air-cooled hermetic compressor, large, high humidity evaporator coil located outside the food zone and a top mounted non-electric condensate evaporator. Biased return air duct protects against introduction of warm kitchen air, promoting even temperature maintenance and efficient operation. A 9' cord and plug is provided. Standard operating temperature is 34 to 38°F.

### Controller

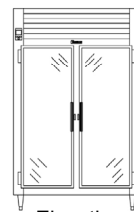
Traulsen's Smart Control features advanced control algorithms and sophisticated diagnostic capabilities. Smart sensors will adapt the operation of the refrigeration system to a variety of environments and usage patterns. The Smart Control offers a complete set of visual alarms designed to alert the user to critical events. In the event of an alarm, a dedicated Alarm LED will illuminate, informing the user of the critical event and describing the event in the large, easy to read full text display.

### Interior

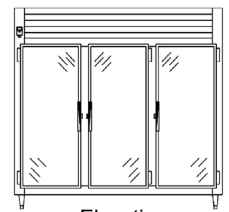
Standard interior arrangements include three (3) coated wire shelves per section, mounted on shelf pins. Shelves are full-width, and do not have any large gaps between them requiring the use of "bridge" or "junior shelves". Recommended load limit per shelf should not exceed 225 lbs. Optional tray slides may be purchased in combination with, or in lieu of these. Interior arrangements are installed at the factory and EZ-Change interior slides (only) are field installed.

### Warranties

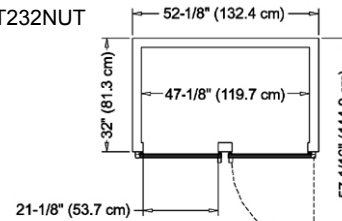
Both a three year parts and labor warranty and a five year compressor warranty (self-contained models only) are provided standard.



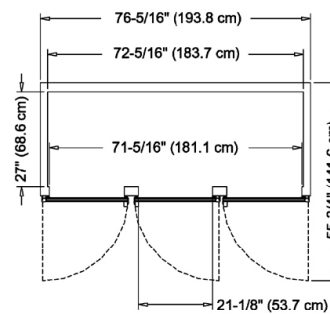
Elevation -  
R/AHT232NUT



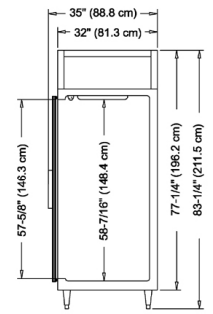
Elevation -  
R/AHT332NUT



Plan - R/AHT232NUT



Plan - R/AHT332NUT



Section - All Models

### NOTES

- NOTE: Figures in parentheses reflect metric equivalents.
- Area of standard shelf compliment only, does not include storage area of additional shelves or available on cabinet bottom.
  - Amp figure shown as supplied with standard incandescent lighting.
  - Based on a 90°F ambient and 20°F evaporator.
  - For approximate remote weights deduct 40 lbs. from respective net or gross weight. For other information on remote models, please refer to spec sheet TR35837.
  - 12" Top clearance preferred for optimum performance and service access.



**2 & 3 Section Models  
Equipped With One  
NEMA 5-20P Plug**

NOTE: Full load amps and plug style may vary depending on electrical options chosen and condensing unit employed.

NOTE: When ordering please specify: Voltage, Hinging, Door Size, Options and any additional warranties.

Continued product development may necessitate specification changes without notice.

Part No. TR35828 (REV. 04-14-21)

**TRAUlsen**  
4401 BLUE MOUND RD.  
PHONE 1 (800) 825-8220  
Website: www.traulsen.com

FT. WORTH, TX 76106  
FAX-MKTG. 1 (817) 624-4302

**Traulsen**