



Project \_\_\_\_\_  
 AIA # \_\_\_\_\_ SIS # \_\_\_\_\_  
 Item # \_\_\_\_\_ Quantity \_\_\_\_\_ C.S.I. Section 114000



SPEC-LINE R & A SERIES

## R & A SERIES

### 1-Section "L-Height" Freezer Roll-In Self-Contained Solid Door(s)



### STANDARD PRODUCT FEATURES

- Traulsen's Smart Control with LED Display
- StayClear™ Condenser
- R-Series: Stainless Steel Exterior & Interior
- A-Series: Stainless Steel Exterior/Anodized Aluminum Interior
- Balanced, Self-Contained Refrigeration System using R-448A
- Full Height Stainless Steel Door(s) with Locks
- Self-Closing Door(s) with Stay Open Feature at 120 Degrees
- Guaranteed for Life Cam-Lift Hinges
- Guaranteed for Life Horizontal Work Flow Door Handle(s)
- Standard Door Hinging: 132L = Right (other hings available)
- Automatically Activated LED Lights
- Stainless Steel Breaker Caps
- Accommodates Roll-In Racks up to 66" High (provided by others)
- Automatic Non-Electric Condensate Evaporator
- Magnetic Snap-In EZ-Clean Door Gasket(s)
- Gasket-Protecting Raised Metal Door Liner
- Stainless Steel Interior Rack Guides & Threshold Ramp(s)
- Thermostatic Expansion Valve Metering Device
- Stainless Steel One-Piece Louver Assembly
- 9' Cord & Plug Attached
- Three Year Parts and Labor Warranty
- Five Year Compressor Warranty



Many models are ENERGY STAR® listed. Please refer to [www.energystar.gov](http://www.energystar.gov) to view the most up-to-date product listing and performance data.



This unit is listed to the applicable UL, CSA and NSF Standards by an approved NRTL. Consult the factory or units data plate for approval information.

### ACCESSORIES & OPTIONS

- Stainless Steel Finished Back with Rear Louvers
- Re-Hinging Feature for Door(s)
- Wire Shelf Package for Roll-In Models (includes three wire shelves per section)
- Additional Wire Shelves for Above
- Stainless Steel Shelf Package for Roll-In Models (includes three stainless steel shelves per section)
- Additional Stainless Steel Shelves for Above
- Locking Hasps (padlocks supplied by others)
- Optional 220/50/1 Voltage
- Kool Klad Exterior Laminate Decor
- Remote Applications (see form TR35837 for more details)
- Water Cooled Self-Contained Condenser Suitable for Connection to Glycol
- Recessed Installation
- Prison/Correctional Facilities Options

### AVAILABLE CONFIGURATIONS

**R-Series Models**      **Door(s)**  
 RIF132LUT-FHS      Full Height Solid

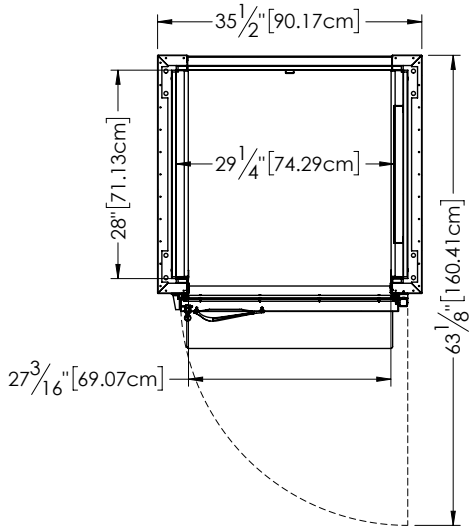
**A-Series Models**      **Door(s)**  
 AIF132LUT-FHS      Full Height Solid

Approved by \_\_\_\_\_ Date \_\_\_\_\_ Approved by \_\_\_\_\_ Date \_\_\_\_\_

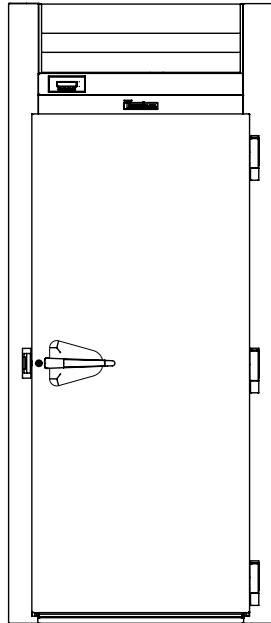


**MODELS**

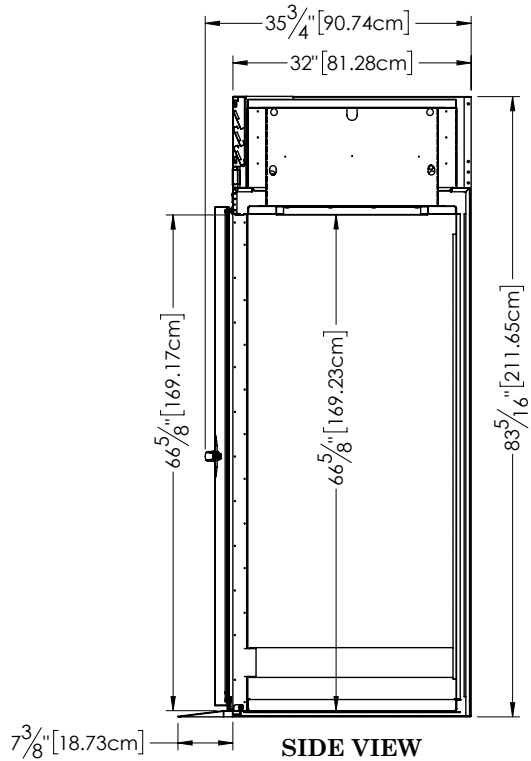
Full Height Door Models: R/AIF132LUT-FHS



**TOP VIEW**



**ELEVATION**



**SIDE VIEW**



### MODELS

Full Height Door Models: R/AIF132LUT-FHS

MODELS	R/AIF132LUT-FHS
<b>DIMENSIONAL DATA</b>	
Net Capacity cu. ft.	36 (1020 l)
Length - Overall in.	35½ (90.2 cm)
Depth - Overall in.	35⅝ (90.3 cm)
Depth - Over Body in.	32 (81.3 cm)
Depth - Door Open 90° in.	63¼ (160.7 cm)
Clear Door Width in.	27⅞ (68.8 cm)
Clear Door Height in.	66⅝ (168.4 cm)
Height - Overall in.	83¼ (211.5 cm)
Required Clearance <sup>1</sup>	12" Above
RIF Net Wt. lbs.	525 (238 kg)
AIF Net Wt. lbs.	475 (215 kg)
Rack Capacity - 66" High	1
<b>ELECTRICAL DATA</b>	
Voltage   Plug	115/60/1   NEMA 5-15P [attached]
Feed Wires with Ground	3
Full Load Amperes   MDEC <sup>2</sup>	11.5   8.69 kWh/Day
<b>REFRIGERATION DATA</b>	
Refrigerant	R-448A
Refrigerant Charge Amount oz.	14 (396.9 g)
BTU/HR   HP <sup>3</sup>	2160   1/3

#### NOTES:

- 12" Top clearance preferred for optimum performance and service access.
- MDEC = Maximum Daily Energy Consumption.
- Based on a 90°F ambient and 20°F evaporator. For remote data, please refer to form TR35837.



#### Equipped With One NEMA 5-15P Plug

NOTE: Full load amps and plug style may vary depending on electrical options chosen and condensing unit employed.

NOTE: When ordering please specify: voltage, hinging, door size, options and any additional warranties.

### EQUIPMENT SPECIFICATIONS

#### CONSTRUCTION, HARDWARE, INSULATION

Cabinet exterior front, one piece sides, louver assembly and doors are constructed of 22 gauge stainless steel with #4 finish. Cabinet interior and door liners are constructed of stainless steel (anodized aluminum in the A-Series). The exterior cabinet top, back and bottom are constructed of heavy gauge galvanized steel. The interior floor is constructed of stainless steel and insulated with ¾" of resilient cork. A readily attachable stainless steel ramp is provided to facilitate loading/unloading.

Doors are equipped with a heavy-duty, extruded wiper gasket for sealing to bottom ramp, removable plug cylinder locks and guaranteed for life cam-lift, gravity action, self-closing metal, glide hinges with stay open feature at 120 degrees. Hinges

include a concealed switch to automatically activate the interior LED lighting. Guaranteed for life, work flow door handles are mounted horizontally over recess in door which limits protrusion from door face into aiseways. Doors have seamless, polished metal corners.

Gasket profile and material simplify cleaning and increase overall gasket life. Both the cabinet and door(s) are insulated with an average of 2" thick high density, non-CFC, foamed in place polyurethane.

#### SELF-CONTAINED REFRIGERATION SYSTEM

A top mounted, self-contained, balanced refrigeration system using environmentally friendly, non-flammable R-448A refrigerant is conveniently located behind the one piece louver assembly. It features a finless StayClear™ condenser, thermostatic expansion valve, air-cooled hermetic compressor, large, high humidity evaporator coil located outside the food zone and a top mounted non-electric condensate evaporator. A 9' cord and plug is provided. Standard operating temperature is 0 to -5°F.

#### CONTROL

Traulsen's Smart Control features advanced control algorithms and sophisticated diagnostic capabilities. Smart sensors will adapt the operation of the refrigeration system to a variety of environments and usage patterns. The Smart Control offers a complete set of visual alarms designed to alert the user to critical events. In the event of an alarm, a dedicated Alarm LED will illuminate, informing the user of the critical event and describing the event in the large, easy to read full text display.

#### INTERIOR ARRANGEMENTS

Readily removable, interior-mounted, stainless steel guides for rack are provided for protection. Maximum rack size with wheels inboard of frame is 27" wide by 29" deep by 66" high. Racks supplied by others.

#### DOMESTIC WARRANTY

Both a three year parts and labor warranty and a five year compressor warranty (self-contained models only) are provided standard.

CONTINUED PRODUCT DEVELOPMENT MAY NECESSITATE SPECIFICATION CHANGES WITHOUT NOTICE.