



Project _____
AIA # _____ SIS # _____
Item # _____ Quantity _____ C.S.I. Section 114000



COMMERCIAL
REFRIGERATION

G-SERIES

1, 2 & 3 Section Display Refrigerators Self-Contained Hinged Glass Door(s)



*3 Section Not Pictured



STANDARD PRODUCT FEATURES

- High Performance, Energy Efficient Refrigeration System
- Reliable Microprocessor Control With LED Temperature Display
- Evaporator Coil Outside Food Zone Provides More Usable Space
- Load-Sure Guard Prevents Problems From Improper Loading
- Stainless Steel Front, Anodized Aluminum Sides & Interior
- Full Height Length Hinged Glass Doors With Locks
- Patented LED Display Door
- Long Life EZ-Clean Door Gaskets
- Three (3) Epoxy Coated Shelves Per Section (factory installed)
- Easy to Maintain Front Facing Condenser Coil
- 6" High Locking Casters
- Guaranteed for Life Door Hinges
- 3-Year Parts & Labor Warranty
- 2-Years Additional Compressor Parts Warranty

DEALERS CHOICE G-SERIES



This unit is listed to the applicable UL, CSA and NSF Standards by an approved NRTL.
Consult the factory or unit's data plate for approval information.

ACCESSORIES & OPTIONS (*field installed)

- ▣ Tray Slides for 18" x 26" Sheet Pans*
- ▣ Tray Slides for 12" x 20" Food Pans*
- ▣ Tray Slides for 14" x 18" Sheet Pans*
- ▣ Additional Shelves*
- ▣ 6" High Legs*

*Please refer to form number TR35872 for precise kit details. See back page for tray slide versatility chart.

AVAILABLE CONFIGURATIONS

Single Section Models

G11010-043
G11011-043

Hinging

Right
Left

Two Section Model

G21010-043

Hinging

Left/Right

Three Section Models

G32010-043
G32011-043

Hinging

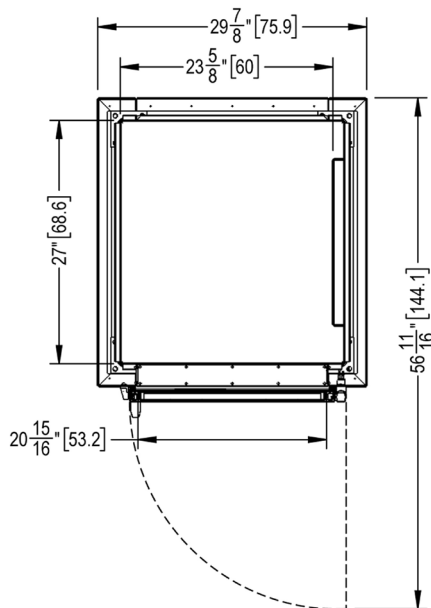
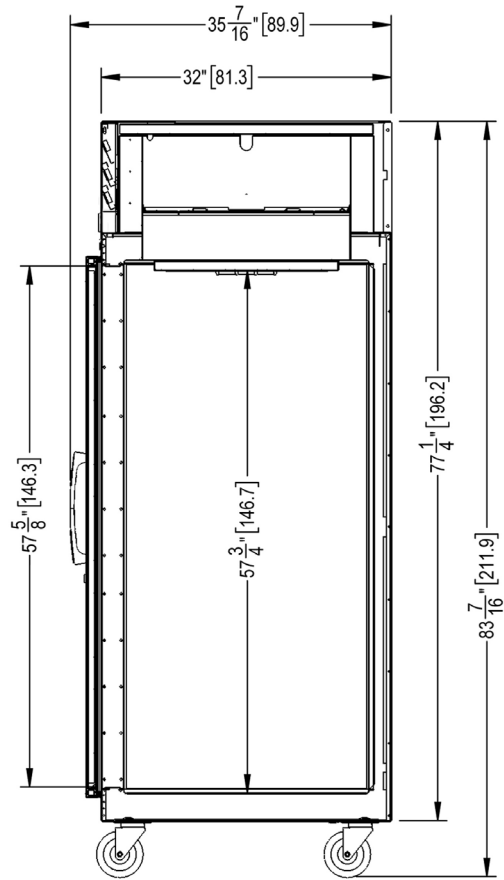
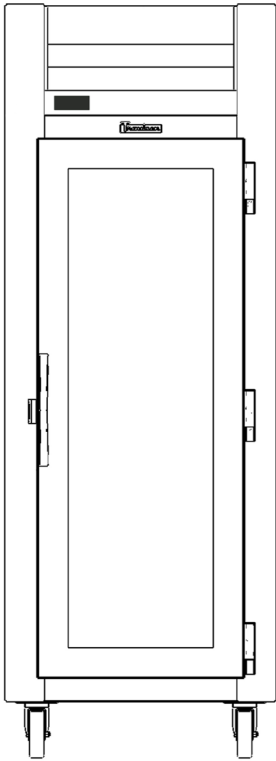
Left/Right/Right
Left/Left/Right

Approved by _____ Date _____ Approved by _____ Date _____



MODELS

One Section Models: G11010-043 & G11011-043



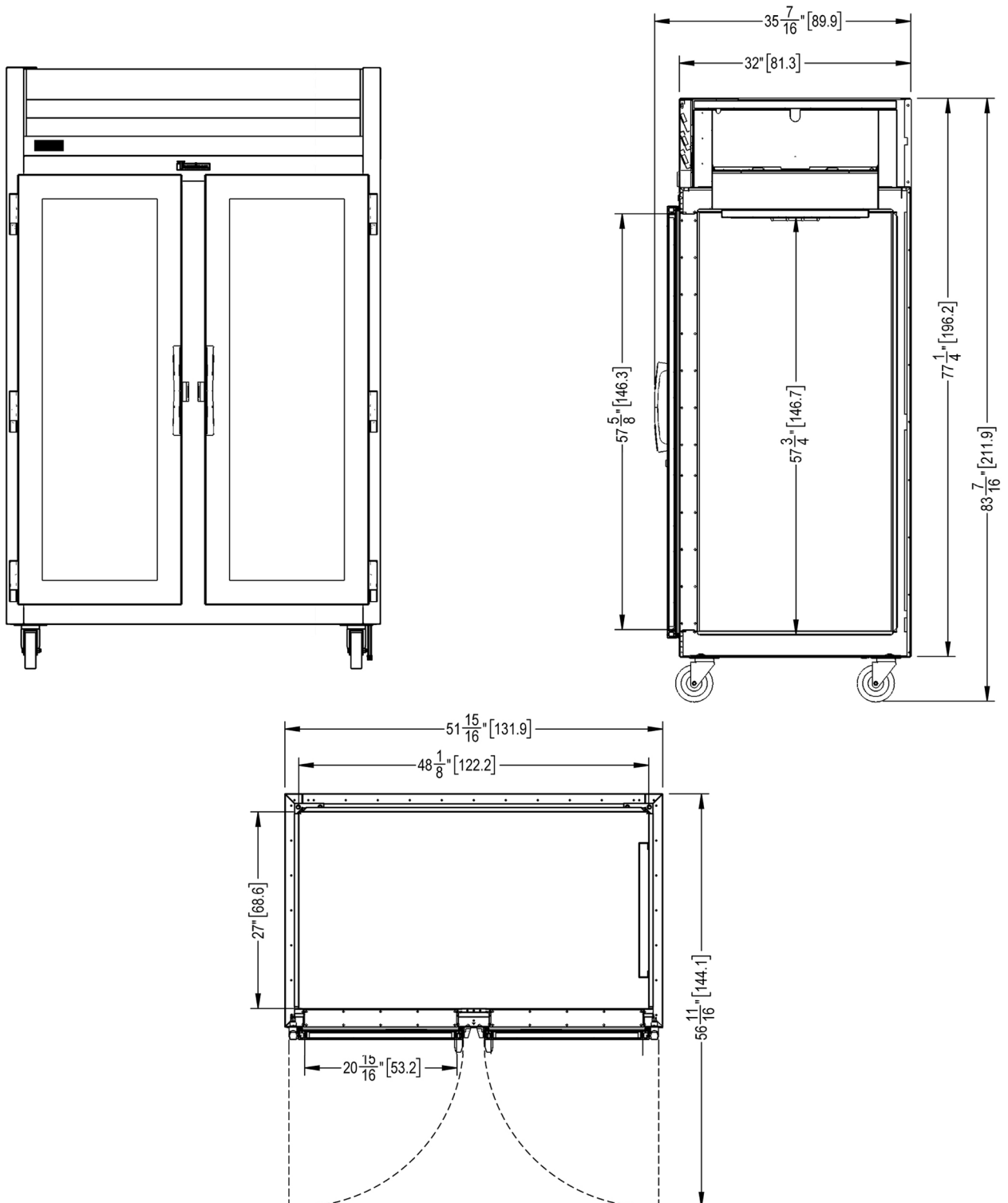
G-SERIES

1, 2 & 3 Section Display Refrigerators

Self-Contained Hinged Glass Door(s)

MODELS

Two Section Model: G21010-043



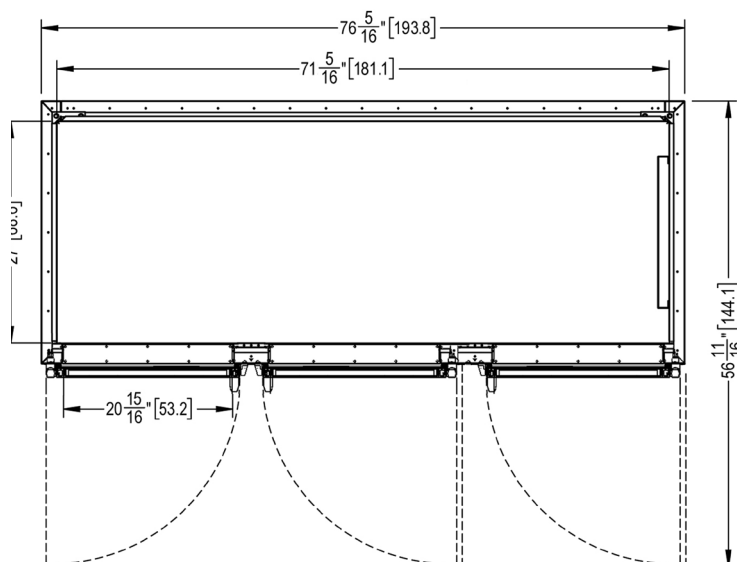
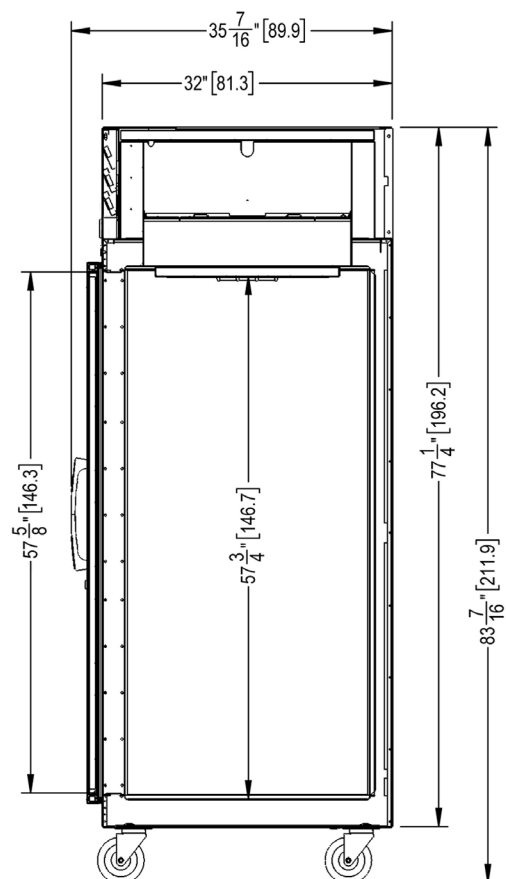
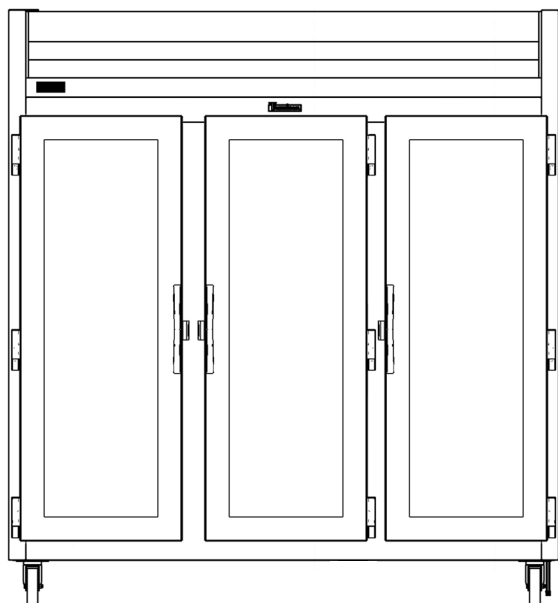


G-SERIES

1, 2 & 3 Section Display Refrigerators Self-Contained Hinged Glass Door(s)

MODELS

Three Section Models: G32010-043 & G32011-043



CONTINUED PRODUCT DEVELOPMENT MAY NECESSITATE SPECIFICATION CHANGES WITHOUT NOTICE.



Project _____
AIA # _____ SIS # _____
Item # _____ Quantity _____ C.S.I. Section 114000



COMMERCIAL
REFRIGERATION

G-SERIES

1, 2 & 3 Section Display Refrigerators Self-Contained Hinged Glass Door(s)

EQUIPMENT SPECIFICATIONS

CONSTRUCTION, HARDWARE, INSULATION

Cabinet exterior front and louver assembly are constructed of heavy gauge stainless steel. Cabinet sides (including returns) and interior are constructed of anodized aluminum. The exterior cabinet top, back and bottom are constructed of heavy gauge galvanized steel. A set of four (4) 6" high casters are included.

Patented door design includes built-in LED display lights, removable plug cylinder locks and guaranteed for life cam-lift, gravity action, self-closing metal, glide hinges with stay open feature at 120 degrees. An exterior mounted switch is provided to operate the LED lighting. Each door includes a vertically mounted stainless steel handle.

Gasket profile and durable long life material simplify cleaning and increase overall gasket life. Anti condensate heaters are located behind each door opening. The cabinet is insulated with an average of 2" thick high density, non-CFC, foamed in place polyurethane.

SELF-CONTAINED REFRIGERATION SYSTEM

A top mounted, self-contained, balanced refrigeration system using R-450A refrigerant is conveniently located behind the one piece louver assembly. It features an easy to clean front facing condenser, thermostatic expansion valve, air-cooled hermetic compressor, large, high humidity evaporator coil located outside the food zone and a top mounted non-electric condensate evaporator. A 9' cord and plug is provided. Standard operating temperature is 36 to 38°F.

CONTROL

The easy to use water resistant microprocessor control system is supplied standard. It includes a 3-Digit LED Display, and a Fahrenheit or Celsius Temperature Scale Display Capability.

INTERIOR ARRANGEMENTS

Standard interior arrangements include three (3) epoxy coated steel wire shelves, mounted on shelf pins, installed at the factory. Recommended load limit per shelf should not exceed 225 lbs.

DOMESTIC WARRANTY

Both a three year parts and labor warranty and an additional two year compressor parts warranty (for a total of five on self-contained models) are provided standard.

NOTES:

1. Height shown when mounted on standard 6" high casters.
2. Figure shown reflects the area of standard shelf complement.
3. MDEC = Maximum Daily Energy Consumption
4. Based on a 90°F ambient and 20°F evaporator.

MODELS	G1101_043 G21010-043 G3201_043
DIMENSIONAL DATA	
Net Capacity cu. ft. (l)	23.57 [667] 46.90 [1328] 70.67 [2001]
G1101_043 L x D x H in.	29 ⁷ / ₈ [75.9 cm] x 35 ⁷ / ₁₆ [89.9 cm] x 83 ⁷ / ₁₆ [211.9 cm]
G21010-043 L x D x H in.	52 ¹ / ₂ [132.4 cm] x 35 ⁷ / ₁₆ [89.9 cm] x 83 ⁷ / ₁₆ [211.9 cm]
G3201_043 L x D x H in.	76 ⁵ / ₁₆ [193.8 cm] x 35 ⁷ / ₁₆ [89.9 cm] x 83 ⁷ / ₁₆ [211.9 cm]
Depth - over body in.	32 [81.3 cm]
Depth - door open 90° in.	56 ⁷ / ₈ [144.5 cm]
Clear full-door W x H in.	57 ⁵ / ₈ [146.3 cm]
No. Standard Shelves	3 6 9
Shelf Area sq. ft. ²	18.8 [1.75sq m] 34.6 [3.21sq m] 51.9 [4.82sq m]
ELECTRICAL DATA	
Voltage Plug	115/60/1 NEMA 5-15P (attached)
Feed wires with ground	3
Full Load Amperes	7.3 amps 9.2 amps 16 amps
MDEC ³	3.06 5.27 7.53
REFRIGERATION DATA	
Refrigerant	R-450A
BTU/HR H.P. ⁴	1945 1/3 HP 4100 3/4 HP 5330 1/2 HP
Required Clearance	12" Above
SHIPPING DATA	
G1101_043 L x D x H Crated in.	48 [122 cm] x 42 [107 cm] x 85 [216 cm]
G21010-043 L x D x H Crated in.	62 [158 cm] x 42 [107 cm] x 85 [216 cm]
G3201_043 L x D x H Crated in.	91 [231 cm] x 42 [107 cm] x 85 [216 cm]
Volume Crated cu. ft.	71 cu. ft. 133 cu. ft. 188 cu. ft.
Uncrated / Crated Weight lbs.	310/355 450/510 610/630

OPTIONAL ACCESSORY TRAY SLIDE VERSATILITY CHART

TRAY SLIDE DRAWINGS						
TRAY SLIDE OFFERING	#1 (1) 18" x26" or (2) 14"x18"	#4 (Rod Type) (1) 18" x26"	Universal (1) 18" x26" or (2) 14"x18" or (2) 12"x20"	#1 EZ-Change (1) 18" x26" or (2) 14"x18"	Universal EZ-Change (1) 18" x26" or (2) 14"x18" or (2) 12"x20"	HD Universal EZ-Change (1) 18" x26" or (2) 14"x18" or (2) 12"x20"
SPACING CAPACITY DOOR SIZE	2" 28 Pairs Full Door 3" 19 Pairs Full Door 4" 14 Pairs Full Door 5" 11 Pairs Full Door	1 1/2" 38 Pairs Full Door (2 pair)	4" 14 Pairs Full Door 4" 14 Pairs Full Door 5" 11 Pairs Full Door 6" 09 Pairs Full Door	2" 26 Pairs Full Door 4" 13 Pairs Full Door	2 1/4" 22 Pairs Full Door 4 1/2" 11 Pairs Full Door	4 1/2" 11 Pairs Full Door 9" 05 Pairs Full Door

Approved by _____ Date _____ Approved by _____ Date _____